

# SideStix Order Form

Please print clearly. Please complete all **required** fields. Prices include shipping.

## VA information

**Required**

1

VAMC Name \_\_\_\_\_ Veteran \_\_\_\_\_

Your name \_\_\_\_\_ Your email \_\_\_\_\_

## Shipping address

**Required**

2

Name \_\_\_\_\_ Phone number \_\_\_\_\_

Address \_\_\_\_\_

City \_\_\_\_\_ State \_\_\_\_\_ ZIP \_\_\_\_\_

## Forearm crutch model

Both options include:

- cuffs
- Tornado tips
- cuff pads
- toolkit
- carbon fiber
- carrying bag
- lower tubes
- hand grips

3

### Boundless (p/n: 01010)

This model has a shock absorber.

**(check)**

pair

### Discovery (p/n: 01020)

This model is lighter. It doesn't have a shock absorber.

**(check)**

pair

## Upgrades

Upgrades for the Boundless or Discovery for extreme environments.

4

Upgrade the cuff attachment post to aluminum, increases weight by 20 grams (0.7 oz) per side. (p/n: 02015)

Extreme environment coating and protection. Increases weight by 30 grams (1 oz) per side. (p/n: 01099)

## Forearm crutch options

**Required** if you are ordering SideStix forearm crutches.

5

Select the type of cuff. **(check one)**



Side



Front



Open

Select the type of hand grip. **(check one)**

SideStix FinGrips

Ergon Biokork GP-1

## Client information

**Required** if you are ordering SideStix forearm crutches.

6

Height \_\_\_\_\_ Weight \_\_\_\_\_

Age \_\_\_\_\_

Gait **(check one)**

Swing-through  Other

## Measurements

**Required** if you are ordering SideStix forearm crutches.

Please refer to **diagrams on last page.**

7

Measure from the point of the elbow (olecranon), to the knuckles on the fist (MCP joints).

**Measurement 01** \_\_\_\_\_

Stand as tall and upright as possible. Measure from the knuckle on the fist (MCP joint), down to the floor with arms hanging loosely at sides.

**Measurement 02** \_\_\_\_\_

Measure around the thickest part of the forearm.

**Measurement 03** \_\_\_\_\_

Spread fingers and thumb as wide as possible, then measure from the tip of the little finger to the tip of the thumb.

**Measurement 04** \_\_\_\_\_

## Existing Forearm Crutch

Include these if you like the fit of the current forearm crutches.

Please refer to **diagrams on last page.**

8

Measure along the back of the crutch, from the floor to the **top** of the hand grip.

**Measurement 05** \_\_\_\_\_

Place arm in existing crutches with hand on grip. Measure from the **top** of the arm cuff on the existing crutches to the point of the elbow (olecranon).

**Measurement 06** \_\_\_\_\_

## Accessories

9

**Additional Accessories are listed on page 2.**

# SideStix Order Form

Please print clearly. Prices include shipping.

## Accessories

Select additional accessories.

Accessories on this page are in addition to the items that are included with the SideStix crutches, listed in sections 3.

9

### Snowshoe Assembly (p/n: 01050)

Includes 8" snowshoe decks, ice spindles, and a spike kit.

pair

### Sandshoe Assembly (p/n: 01051)

Includes 4" sandshoe decks, ice spindles, and a spike kit.

pair

### Revolution Tips (p/n: 01110)

A freely rotating tip assembly that includes Tornado Tips, spare bushings, and a bushing removal tool.

pair

### Grip Caps (p/n: 01100)

A plastic cap with steel studs. These fit on the Tornado Tips.

pair

### Extra Tornado Tips (p/n: 05011)

Fetterman Tornado GT Gel tips.

pair

### Extra Cuffs

Cuffs do not include cuff pads.

pair

Please select the style of cuff. **(check one)**



Side  
(p/n: 01083)



Front  
(p/n: 01080)



Open  
(p/n: 01086)

Measure around the thickest part of your forearm.

**Measurement** \_\_\_\_\_

### Extra Cuff Pads (p/n: 02003)

Leather pads that Velcro inside the cuff.

pair

### Extra Ergon Biokork GP-1

An ergonomic bicycle grip that we have modified to fit on SideStix crutches.

pair

Select the size of hand grip. **(check one)**

Small  
(p/n: 02017)

Large  
(p/n: 02016)

### Extra SideStix FinGrip

The hand grip designed for SideStix crutches. The fin flexes to provide support and shock absorption at the base of the palm.

pair

Select the size of hand grip. **(check one)**

Small  
(p/n: 02034)

Large  
(p/n: 02036)

### Grip Covers

Washable neoprene covers that fit on over the grips. They add about 1/8" of padding all the way around the grips.

pair

Select the type of cover. **(check one)**

Biokork Small  
(p/n: 02023)

Biokork Large  
(p/n: 02018)

FinGrip Small  
(p/n: 02033)

FinGrip Large  
(p/n: 02035)

### Extra Carbon Fiber Lower Tubes (p/n: 04008)

The lower tubes include c-clamps.

pair

**Length** \_\_\_\_\_

### Protective Color Wraps (p/n: 01094)

Removeable vinyl wraps for the lower tubes.

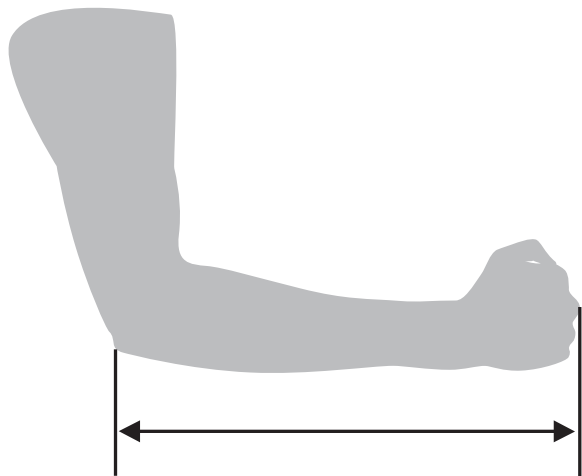
pair

- light gray carbon fiber
- metallic blue carbon fiber
- tropical teal
- lime green carbon fiber
- yellow carbon fiber
- pink carbon fiber
- black carbon fiber
- chameleon carbon fiber
- red carbon fiber
- digital camouflage

**Colour** \_\_\_\_\_

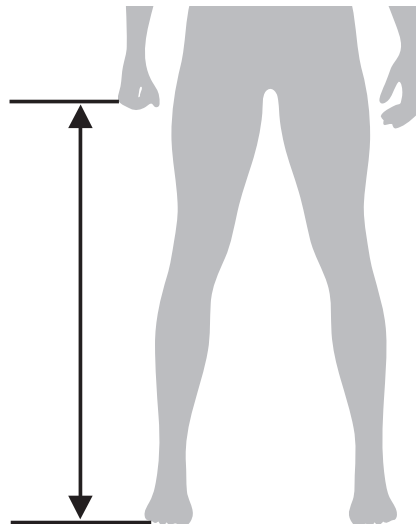
### Measurement 01

Measure from the point of the elbow (olecranon), to the knuckles on the fist (MCP joints).



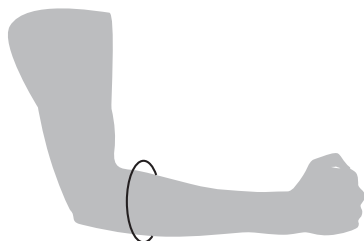
### Measurement 02

Stand as tall and upright as possible. Measure from the knuckle on the fist (MCP joint), down to the floor with arms hanging loosely at sides.



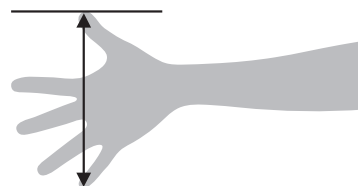
### Measurement 03

Measure around the thickest part of the forearm.



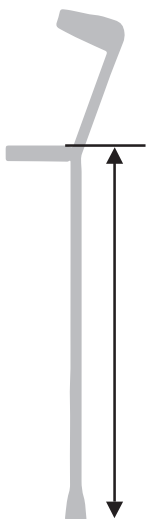
### Measurement 04

Spread fingers and thumb as wide as possible, then measure from the tip of the little finger to the tip of the thumb.



### Measurement 05

Measure along the back of the crutch, from the floor to the top of the hand grip.



### Measurement 06

Place arm in existing crutches with hand on grip. Measure from the top of the arm cuff on the existing crutches to the point of the elbow (olecranon).

